

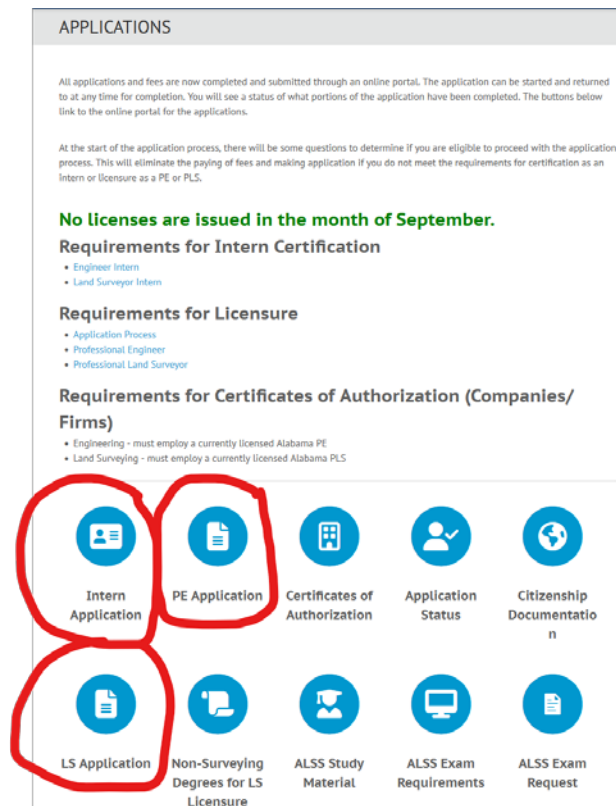
How to Register as a New Applicant

8/8/25

- Go to our website and Click Applications



- Click the Application you are wanting to apply for



Page 2 How to Register as a New Applicant

- Click Register as a New Applicant.

Alabama Board of Professional Engineers and Land Surveyors Licensing Portal

License Search Certificate of Authorization Search File a Complaint

Individual Applicants

[Register as a new Applicant](#)

To Submit an application to become a Professional Engineer, Engineer Intern, Professional Land Surveyor or Land Surveyor Intern

Go to login and put in your User ID to:

- Renew an existing PE or PLS License
- Check on the status of an application
- Update personal information

Companies

[Register a new Company](#)

To Submit an application for a Certificate of Authorization

Go to login and put in your User ID to:

- Renew an existing Certificate of Authorization
- Amend an existing Certificate of Authorization
- Update Contact Information

Login

License Type and Number works best as your User ID.
Enter your license type in front of your license or CA number and your Password to log in. Example below:

- PE12345 or PLS12345
- EI12345 or LSI12345
- ECA12345 or LSCA12345

User ID or Email

Password

[Forgot your password?](#)

Remember me

[Login](#)

PLEASE DO NOT CREATE A NEW ACCOUNT IF YOU ARE ALREADY LICENSED OR HAVE STARTED AN APPLICATION. Instead request a password to the new site by clicking [here](#).

- Enter your email, social security number, full name, contact information and set up a password. Check you are not a robot and Click Submit.

Register for an Account

Thank you for your interest in licensing with the Alabama Board for Engineers and Land Surveyors. Please complete the following fields to begin your registration.

Please note:

- Provide your full legal name.
- You will be required to have a US Social Security Number. There is no waiver to this requirement.
- The Alabama Immigration Law requires proof of US Citizenship or legal presence in order to become licensed. You will be required to upload documentation of proof. There is no waiver to this law.
- The Home Addresses are confidential. The only address that will show in the Public License Search is the current Business Address

Login Information

Email*: Password*:

Confirm Email*: Confirm Password*:

Personal Identifiers

If you have previously been licensed by the Alabama Board for Engineers and Land Surveyors, you may already have an account in the system. Please go to the [Forgot Password](#) page to reset your password so that you can log in using your existing account.

Social Security Number *:

Account Information

Title:

First Name*:

Middle Name:

Last Name*:

Suffix:

Home Phone*:

Home Address*

Line 1*:

Line 2:

Line 3:

City*:


State:

Zip/Postal Code:

Country*:

Province:

I'm not a robot

 [Privacy Terms](#)

[Cancel](#) [Submit](#)

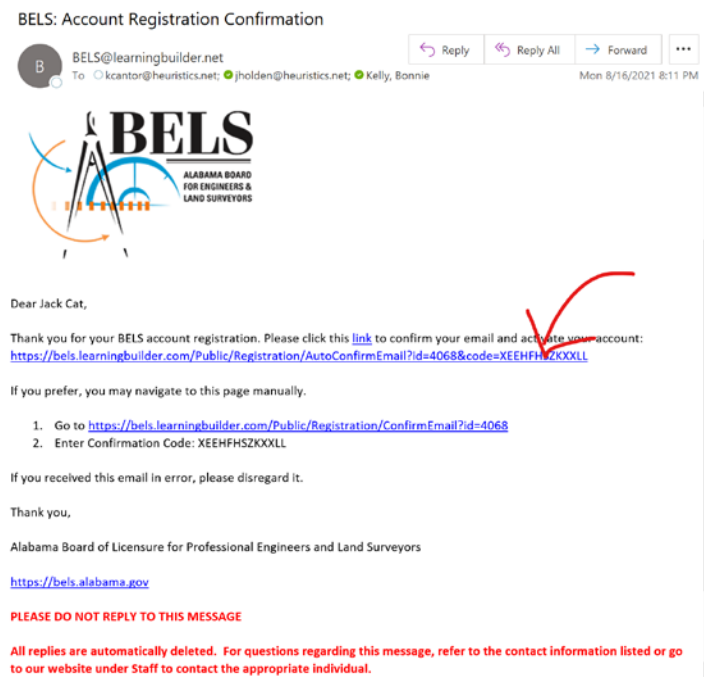
Page 3 How to Register as a New Applicant

- You would get an email to confirm your email address. Click the link in the email (**easiest**) or you can do manual and enter the confirmation code.

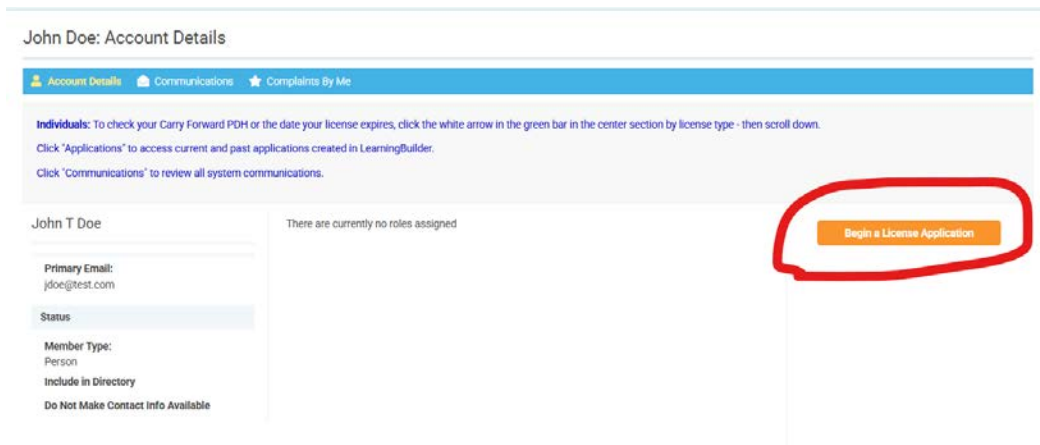


The screenshot shows the BELS website's "Email Confirmation" page. At the top left is the BELS logo (Alabama Board for Engineers & Land Surveyors). At the top right is a "Login" button. The main content area has a heading "Email Confirmation" and instructions: "Please check your email for your email confirmation code and enter it here to confirm your identity." Below this is a text input field for the "Confirmation Code" and two buttons: "Cancel" and "Continue".

- The email to confirm email address.



- Click Begin a License Application.



The screenshot shows the "John Doe: Account Details" page. It has a navigation bar with "Account Details", "Communications", and "Complaints By Me". Below the navigation bar are instructions for individuals: "To check your Carry Forward PDH or the date your license expires, click the white arrow in the green bar in the center section by license type - then scroll down. Click 'Applications' to access current and past applications created in LearningBuilder. Click 'Communications' to review all system communications." The user's name "John T Doe" is displayed, along with "Primary Email: jdoe@test.com" and "Status: Person". A "Begin a License Application" button is highlighted with a red circle.

Page 4 How to Register as a New Applicant

- Enter your date of birth and Click Continue.

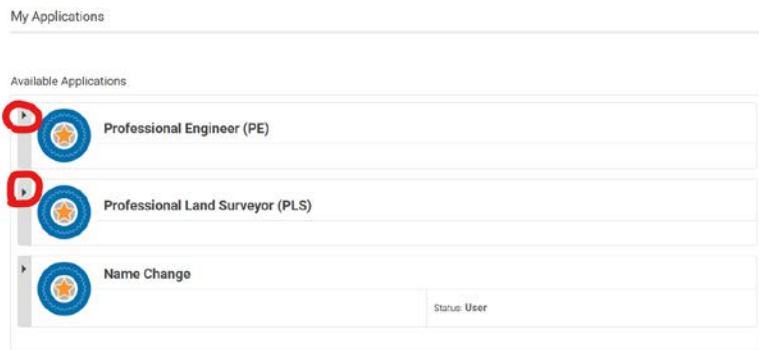


User: Grant Practitioner ✕

Date of Birth*
MM/DD/YYYY 







[Cancel](#) [Continue](#)

- Click the arrow next to the application you want to start the application process on



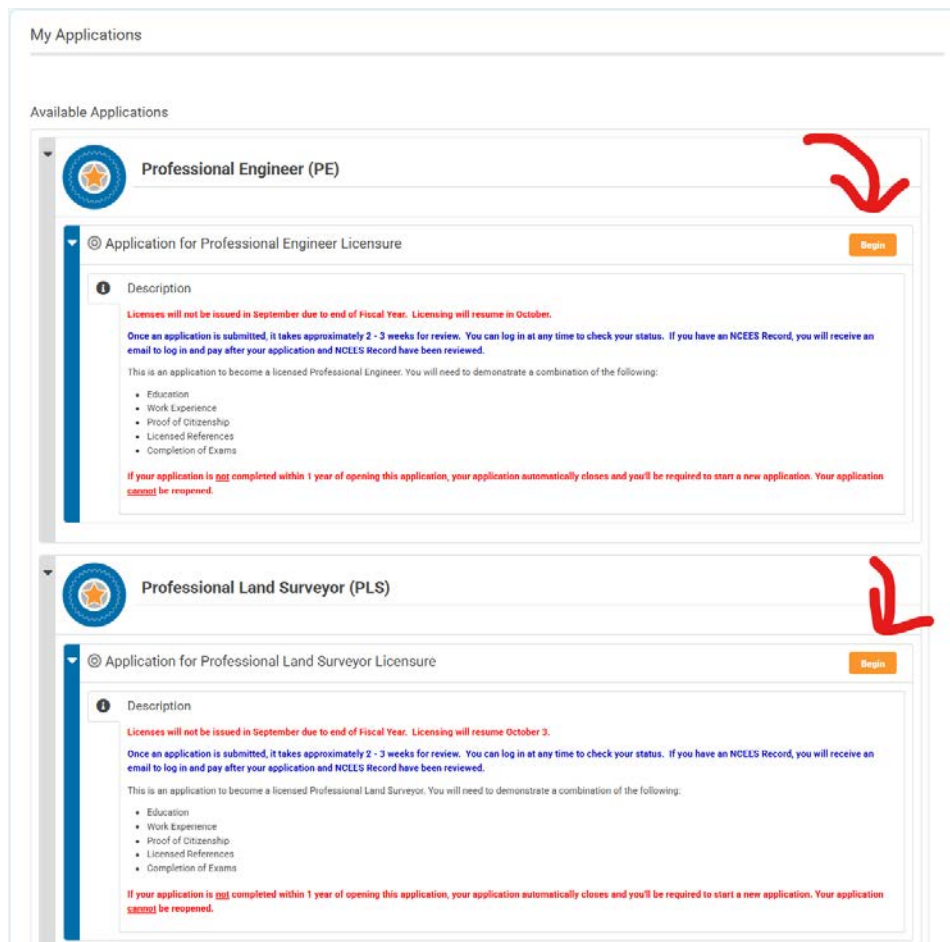
My Applications

Available Applications

-   Professional Engineer (PE)
-   Professional Land Surveyor (PLS)
-   Name Change



Status: User

- Click Begin next to the application you want to start the application process on



My Applications

Available Applications



-  Professional Engineer (PE)
 -  Application for Professional Engineer Licensure [Begin](#)
 - Description**

Licenses will not be issued in September due to end of Fiscal Year. Licensing will resume in October.

Once an application is submitted, it takes approximately 2 - 3 weeks for review. You can log in at any time to check your status. If you have an NCEES Record, you will receive an email to log in and pay after your application and NCEES Record have been reviewed.

This is an application to become a licensed Professional Engineer. You will need to demonstrate a combination of the following:

 - Education
 - Work Experience
 - Proof of Citizenship
 - Licensed References
 - Completion of Exams

If your application is not completed within 1 year of opening this application, your application automatically closes and you'll be required to start a new application. Your application cannot be reopened.
-  Professional Land Surveyor (PLS)
 -  Application for Professional Land Surveyor Licensure [Begin](#)
 - Description**

Licenses will not be issued in September due to end of Fiscal Year. Licensing will resume October 3.

Once an application is submitted, it takes approximately 2 - 3 weeks for review. You can log in at any time to check your status. If you have an NCEES Record, you will receive an email to log in and pay after your application and NCEES Record have been reviewed.

This is an application to become a licensed Professional Land Surveyor. You will need to demonstrate a combination of the following:

 - Education
 - Work Experience
 - Proof of Citizenship
 - Licensed References
 - Completion of Exams

If your application is not completed within 1 year of opening this application, your application automatically closes and you'll be required to start a new application. Your application cannot be reopened.