

How to Find License Information (Issue Date, Expire Date License Number and Status) in BELS Account

All licensees and applicants have access to limited information in your file through your BELS Account.

- Go to the website and click on My BELS Login



- Login to your BELS account

Alabama Board of Professional Engineers and Land Surveyors Licensing Portal

License Search Certificate of Authorization Search File a Complaint

Individual Applicants

[Register as a new Applicant](#)

To Submit an application to become a Professional Engineer, Engineer Intern, Professional Land Surveyor or Land Surveyor Intern

Go to login and put in your User ID to:

- Renew an existing PE or PLS License
- Check on the status of an application
- Update personal information

Companies

[Register a new Company](#)

To Submit an application for a Certificate of Authorization

Go to login and put in your User ID to:

- Renew an existing Certificate of Authorization
- Amend an existing Certificate of Authorization
- Update Contact information

Login

License Type and Number works best as your User ID.
Enter your license type in front of your license or CA number and your Password to log in. Example below:

- PE12345 or PLS12345
- EI12345 or LSI12345
- ECA12345 or LSCA12345

User ID or Email

Password

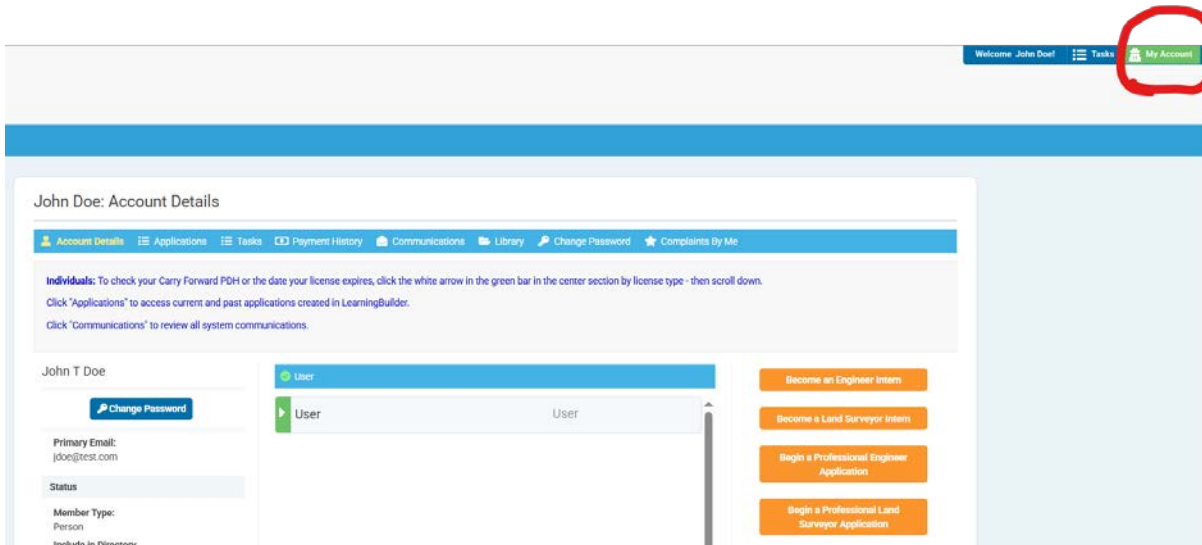
[Forget your password?](#)

Remember me [Login](#)

PLEASE DO NOT CREATE A NEW ACCOUNT IF YOU ARE ALREADY LICENSED OR HAVE STARTED AN APPLICATION. Instead request a password to the new site by clicking [here](#).

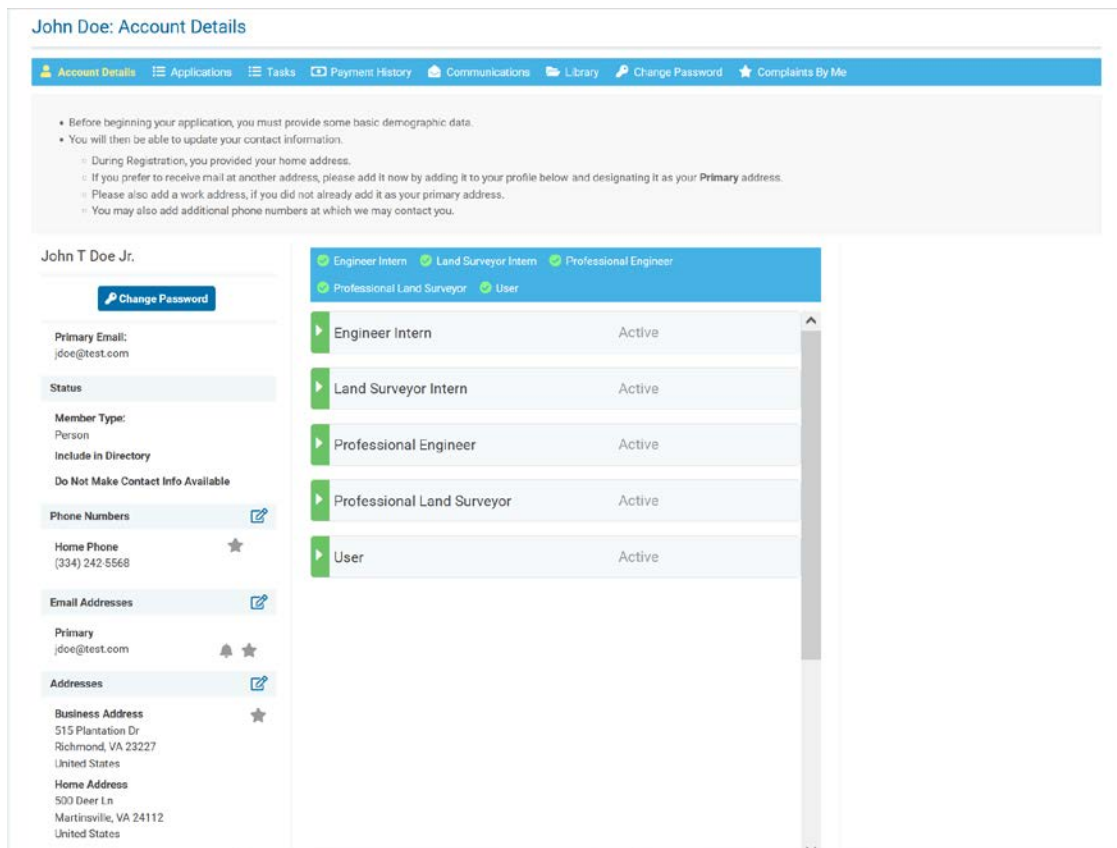
Page 2 How to Find License Information (Issue Date, Expire Date, License Number, Status) in BELS Account

- Click to My Account (top right corner menu option) if you are not already there



Member Details (Account Information)

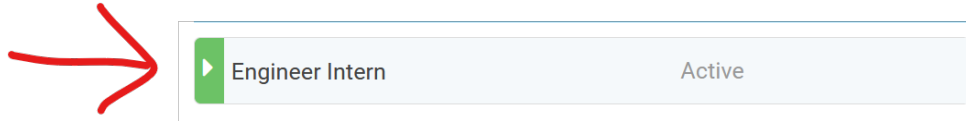
- You will see all the details in your file (addresses, licenses, payment history, communications, etc.). **The payment history and communications are only available from 9/1/2021 going forward.**



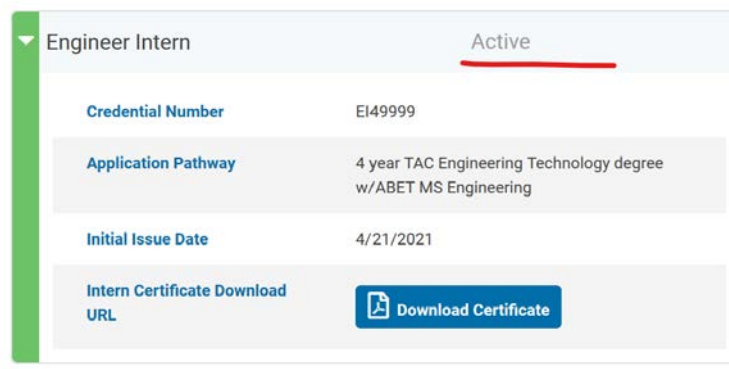
Page 3 How to Find License Information (Issue Date, Expire Date, License Number, Status) in BELS Account

Engineer Intern Information

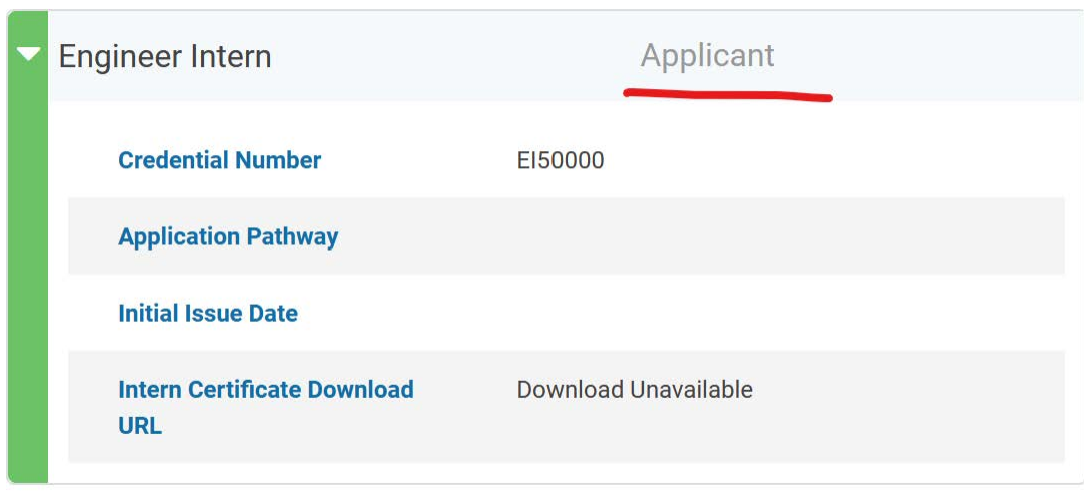
- If you are or were previously an Engineer Intern, you would Click the Arrow next to Engineer Intern to display the information



- You would see your status, your EI Number (Credential Number), what education pathway you applied under (Application Pathway), Issue Date and your Intern Certificate. **If you were certified prior to 9/1/2021, you will not have the application pathway nor the Intern Certificate.**

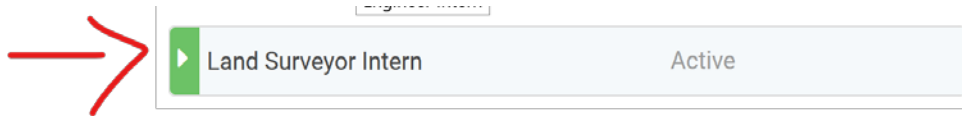


- If you are in the process of making application but it has not been submitted, you will see your status as Applicant. The Credential Number is your application number.

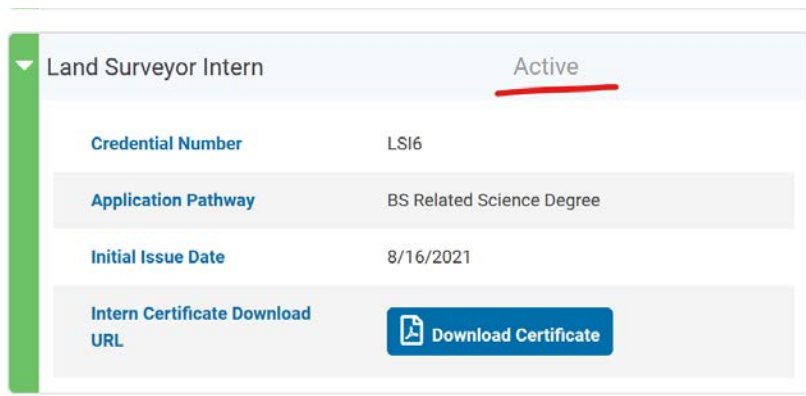


Land Surveyor Intern Information

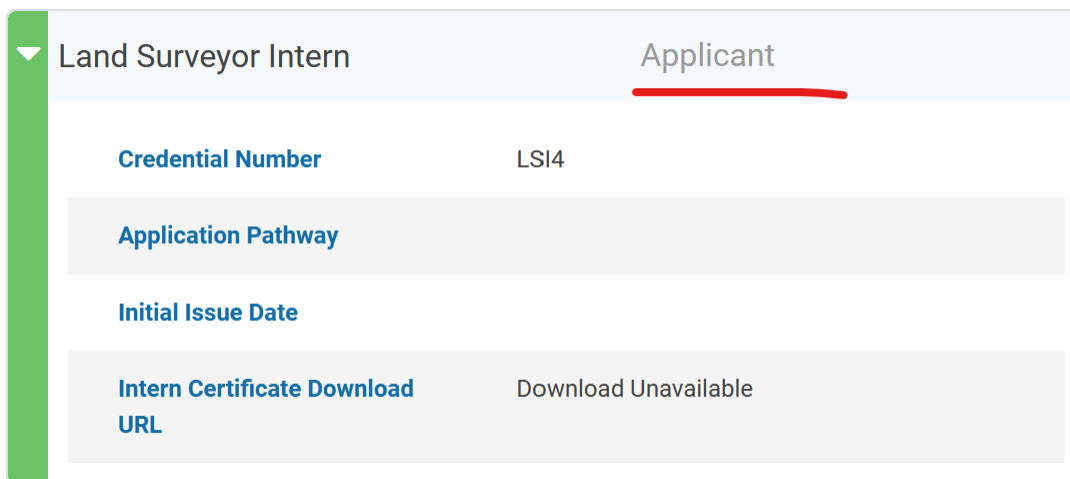
- If you are or were previously a Land Surveyor Intern, you would Click the Arrow next to Engineer Intern to display the information



- You would see your status, your LSI Number (Credential Number), what education pathway you applied under (Application Pathway), Issue Date and your Intern Certificate. **If you were certified prior to 9/1/2021, you will not have the application pathway nor the Intern Certificate.**

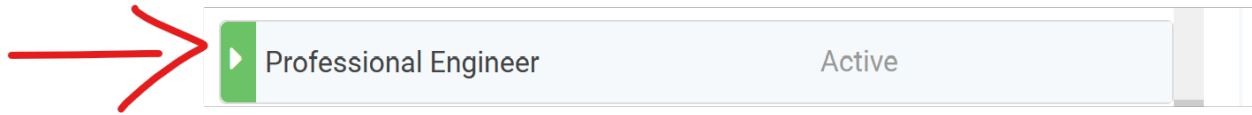


- If you are in the process of making application but it has not been submitted, you will see your status as Applicant. The Credential Number is your application number.



Professional Engineer Information

- If you are or were previously a Professional Engineer, you would Click the Arrow next to Professional Engineer to display the information



- You would see your status, your PE Number (Credential Number), what education pathway you applied under (Application Pathway), Issue Date, Renewal Information, the discipline you took the exam in, your practice discipline, carry forward hours, and your Pocket Card. **If you were licensed prior to 9/1/2021, you will not have the application pathway, exam discipline, practice discipline (you can select this during the renewal process) and your pocket card will be visible after the next renewal cycle.**

Active Status

A screenshot of the Professional Engineer information page. The page has a green sidebar on the left. The main content area shows the following details:

Professional Engineer	Active
Role Status Alert	<u>Role Status is Active</u>
Credential Number	
Application Pathway	4 year ABET Engineering
Initial Issue Date	8/10/2021
Last Renewal Date	
Cycle Start Date	8/10/2021
Cycle End Date	12/31/2021
PE Exam Discipline	Civil
Practice Discipline(s)	Civil
Pocket Card Download	Download Pocket Card
Relationship Summary	
Carry Forward Hours	30
Current Employer Name	Engineering R Us
Current Work Address	453 Yahoola Rd, Dahlonega, GA 30533-1906

Page 6 How to Find License Information (Issue Date, Expire Date, License Number, Status) in BELS Account

Inactive Status (current license but doesn't practice engineering in Alabama)

Professional Engineer	Inactive
Role Status Alert	Role Status is Inactive
Credential Number	P.E. - 8
Application Pathway	4 year ABET Engineering + ABET MS Engineering
Initial Issue Date	5/1/2015
Last Renewal Date	6/22/2021
Cycle Start Date	1/1/2020
Cycle End Date	12/31/2021
PE Exam Discipline	Naval Architecture and Marine
Practice Discipline(s)	Architectural Engineering; Chemical; Control Systems; Mining and Mineral Processing
Pocket Card Download	Download Unavailable
Relationship Summary	
Carry Forward Hours	3
Current Employer Name	Heuristics Still
Current Work Address	1901 Fort Myer Dr, Arlington, VA 22209-1606

Reinstatement Eligible (doesn't have a current license but can reinstate within 2 years of last renewal – cycle end date)

Professional Engineer	Reinstatement Eligible
Role Status Alert	Role Status is Reinstatement Eligible
Credential Number	P.E. - 5
Application Pathway	4 Year unaccredited Engineering
Initial Issue Date	4/4/2002
Last Renewal Date	10/1/2017
Cycle Start Date	1/1/2018
Cycle End Date	12/31/2019
PE Exam Discipline	Agricultural and Biological Engineering
Practice Discipline(s)	Agricultural and Biological Engineering; Architectural Engineering; Civil; Structural
Pocket Card Download	Download Unavailable
Relationship Summary	
Carry Forward Hours	15
Current Employer Name	Engineers R-US
Current Work Address	PO Box 304451, Montgomery, AL 36130-4451

Page 7 How to Find License Information (Issue Date, Expire Date, License Number, Status) in BELS Account

Expired Status (doesn't have a current license and cannot reinstate, must file a new application and meet the current requirements of the law) No screen print available

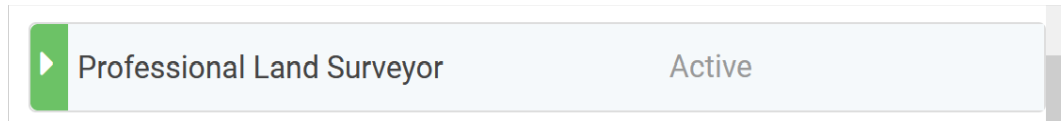
Applicant Status (in the process of making application but it has not been submitted)

- The Credential Number is your application number, you would see what education pathway you applied under (Application Pathway), the discipline you took the exam in and your practice discipline. **If you applied prior to 9/1/2021, you will not have the application pathway, exam discipline, practice discipline (you can select this during the renewal process once you get licensed).**

Professional Engineer	Applicant
Role Status Alert	Role Status is Applicant
Credential Number	PE10
Application Pathway	4 year ABET Engineering
Initial Issue Date	
Last Renewal Date	
Cycle Start Date	
Cycle End Date	
PE Exam Discipline	Chemical
Practice Discipline(s)	Civil
Pocket Card Download	Download Unavailable
Relationship Summary	
Carry Forward Hours	
Current Employer Name	Engineering R Us
Current Work Address	456 Yeatts Store Rd, Java, VA 24565-3942

Professional Land Surveyor Information

- If you are or were previously a Professional Land Surveyor, you would Click the Arrow next to Professional Land Surveyor to display the information



- You would see your status, your PLS Number (Credential Number), what education pathway you applied under (Application Pathway), Issue Date, Renewal Information, the discipline you took the exam in, (practice discipline is for PE's only), carry forward hours, and your Pocket Card. **If you were licensed prior to 9/1/2021, you will not have the application pathway, exam discipline, and your pocket card will be visible after the next renewal cycle.**

Active Status

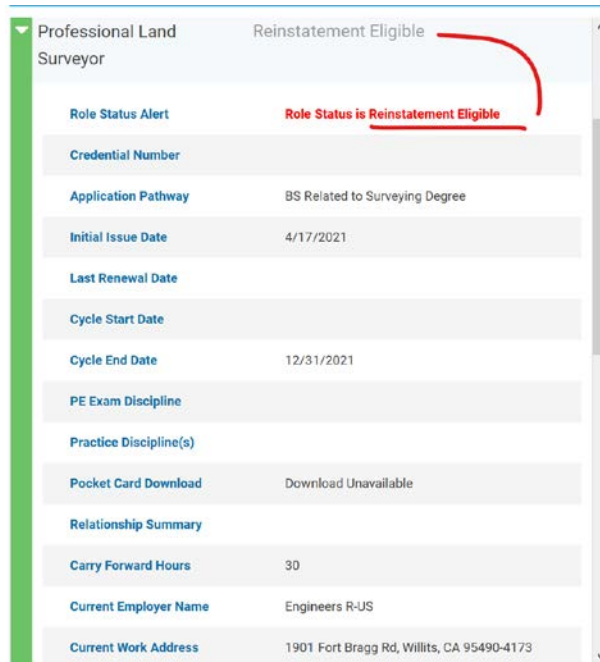
A screenshot of the 'Professional Land Surveyor' active status page. The page has a light blue header with a dropdown arrow on the left and the text 'Professional Land Surveyor' and 'Active' on the right. Below the header is a list of fields and values:

Role Status Alert	Role Status is Active
Credential Number	
Application Pathway	
Initial Issue Date	8/16/2021
Last Renewal Date	
Cycle Start Date	
Cycle End Date	12/31/2021
PE Exam Discipline	
Practice Discipline(s)	
Pocket Card Download	Download Pocket Card
Relationship Summary	
Carry Forward Hours	30
Current Employer Name	Engineering R Us
Current Work Address	123 Gaines St, Warrenton, VA 20186-2706

Page 8 How to Find License Information (Issue Date, Expire Date, License Number, Status) in BELS Account

Inactive Status (current license but doesn't practice land surveying in Alabama) No screen print available

Reinstatement Eligible (doesn't have a current license but can reinstate within 2 years of last renewal – cycle end date)

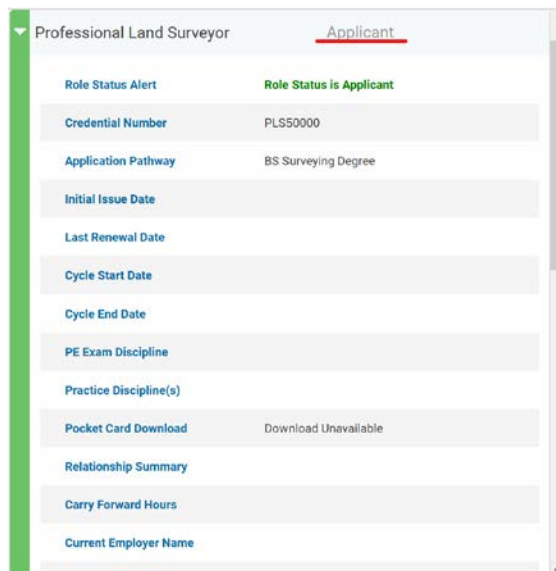


The screenshot shows a dropdown menu for a Professional Land Surveyor. The status is 'Reinstatement Eligible', highlighted with a red underline and a red arrow. The 'Role Status Alert' also indicates 'Role Status is Reinstatement Eligible' in red text. Other fields include Credential Number, Application Pathway (BS Related to Surveying Degree), Initial Issue Date (4/17/2021), Last Renewal Date, Cycle Start Date, Cycle End Date (12/31/2021), PE Exam Discipline, Practice Discipline(s), Pocket Card Download (Download Unavailable), Relationship Summary, Carry Forward Hours (30), Current Employer Name (Engineers R-US), and Current Work Address (1901 Fort Bragg Rd, Willits, CA 95490-4173).

Field	Value
Professional Land Surveyor	Reinstatement Eligible
Role Status Alert	Role Status is Reinstatement Eligible
Credential Number	
Application Pathway	BS Related to Surveying Degree
Initial Issue Date	4/17/2021
Last Renewal Date	
Cycle Start Date	
Cycle End Date	12/31/2021
PE Exam Discipline	
Practice Discipline(s)	
Pocket Card Download	Download Unavailable
Relationship Summary	
Carry Forward Hours	30
Current Employer Name	Engineers R-US
Current Work Address	1901 Fort Bragg Rd, Willits, CA 95490-4173

Applicant Status (in the process of making application but it has not been submitted)

- The Credential Number is your application number, you would see what education pathway you applied under (Application Pathway. **If you applied prior to 9/1/2021, you would not have the application pathway.**



The screenshot shows a dropdown menu for a Professional Land Surveyor. The status is 'Applicant', highlighted with a red underline. The 'Role Status Alert' also indicates 'Role Status is Applicant' in green text. Other fields include Credential Number (PLS50000), Application Pathway (BS Surveying Degree), Initial Issue Date, Last Renewal Date, Cycle Start Date, Cycle End Date, PE Exam Discipline, Practice Discipline(s), Pocket Card Download (Download Unavailable), Relationship Summary, Carry Forward Hours, and Current Employer Name.

Field	Value
Professional Land Surveyor	Applicant
Role Status Alert	Role Status is Applicant
Credential Number	PLS50000
Application Pathway	BS Surveying Degree
Initial Issue Date	
Last Renewal Date	
Cycle Start Date	
Cycle End Date	
PE Exam Discipline	
Practice Discipline(s)	
Pocket Card Download	Download Unavailable
Relationship Summary	
Carry Forward Hours	
Current Employer Name	